

The Tuskegee University Fact Book is published annually by:
The Office of Institutional Effectiveness, Research, Assessment and Planning
John A. Kenney Hall, 71 232
Tuskegee, AL 36088

The address for the electronic version is:
www.tuskegee.edu.com/factbook

If you would like more information about data contained in the Fact Book, contact:

Dr. Kellei Samuels, Associate Vice President
Institutional Effectiveness, Research, Assessment and Planning
Phone: (334) 724 4777 Email: KSamuels@tuskegee.edu

Dr. Preston Robinson III, Director
Institutional Research
Phone: (334) 724 4873 Email: PRObinson@tuskegee.edu

Changes to content after hard copy p



PREFACE

The Tuskegee University Fact Book is an annual publication of the Office of Institutional Effectiveness, Research, Assessment and Planning. This document is an update of information, designed to assist administrators, faculty, staff and other University constituents with statistical references about the institution. It assembles under one cover comparable information across a five year period.

The data collected and reported in the Fact Book are the official data for the University. As with any statistical data, these contained in the Fact Book are a snapshot of a single period in time.

Comments and suggestions are welcome as the Office of Institutional Effectiveness, Research, Assessment and Planning produce a document that meets the needs of the University community.

Dr. Preston

th * d t heY *

—

tBB

TABLE OF CONTENTS

THE UNIVERSITY

History.....	1
Vision Statement.....	2
Mission Statement and Core Values	3
Presidents of Tuskegee University.....	4
Institutional Accreditations.....	5
Board of Trustees.....	6
Office of the President.....	8
The Administration	9

TUITION AND FEES

Tuition and Fees.....	11
Historic Tuition and Fees.....	11

ENROLLMENT

Total Enrollment	12
Enrollment by Race.....	12
Enrollment by Gender	12
Faculty to Student Ratio.....	12
Highest Contributing States.....	13
Highest Contributing Alabama Counties.....	13
Top Five Majors	13
Historic Retention Rates.....	13
Enrollment of Students by Alabama Counties.....	14
Majors of First Time Freshmen and Transfer Students.....	16
Historic Enrollment	17
Historic Percentage of STEM Enrollment.....	18
Historic Percentage of Students by Race.....	19
Historic Percentage of Undergraduate Students by Race	19
Enrollment of On Campus Students.....	20

ENROLLMENT BY COLLEGE/SCHOOL

Andrew F. Brimmer College of Business and Information Science.....	21
College of Agriculture, Environmental Science and Nutrition Science	22
College of Arts and Sciences	23
College of Engineering	24
College of Veterinary Medicine	25
Robert R. Taylor School of Architecture and Construction Science.....	26
School of Education	27
School of Nursing and Allied Health	28

AWARDS AND COMPLETION DATA

Academic Majors and Degree Levels..... 29
Graduation Statistical Report 31
Historic Summary of Completion Data 35
Historic Graduation Rates..... 36
Summary of Student Financial Aid..... 37
Military Service Members and Veteran’s Benefits 38

FACULTY AND TENURE

Full Time Institutional Faculty by College and School 39
Full Time Institutional Faculty by Tenure Status 40

UNIVERSITY LIBRARIES

History 41
Summary of Collections and Circulations 41

RESEARCH AND ENDOWMENT

University Research 42
University Endowment 42

HONOR SOCIETIES AND UNIVERSITY CLUBS

Honor Societies and Associations..... 43
University Clubs and Organizations.....

UNIVERSITY LIBRARIES 40

A UNIVERSITY LI A UNIV A atARC A atARC 31
A. A

THE UNIVERSITY

Tuskegee University is an independent and state related institution of higher education. Its programs serve a student body that is coeducational as well as racially, ethnically and religiously diverse. With a strong orientation toward disciplines which highlight the relationship between education and work force preparation in the sciences, professions and technical areas, Tuskegee University also emphasizes the importance of the liberal arts as a foundation for successful careers in all areas. Accordingly, all academic majors stress the mastery of a required core of liberal arts courses.

Tuskegee University is located in Tuskegee, Alabama, which is 40 miles east of the Alabama State Capitol in Montgomery, Alabama, and 20 miles west of the city of Auburn, Alabama. It is also within easy driving distance to the cities of Birmingham, Alabama and Atlanta, Georgia.

The academic programs are organized into five colleges and three schools: (1) the College of Agriculture, Environment and Nutrition Sciences; (2) the College of Arts and Sciences; (3) the Andrew F. Brimmer College of Business and Information Science; (4) the College of Engineering; (5) the College of Veterinary Medicine; (6) the Robert R. Taylor School of Architecture and Construction Science; (7) the School of Education; and (8) the School of Nursing and Allied Health. The curricula for these colleges and schools currently offer over 50 degrees including 39 Bachelor's, 13 Master's, 2 Doctor's of Philosophy: one in Materials Science and Engineering, and one in Integrative Biosciences, and the Doctor of Veterinary Medicine.

Graduate instruction leading to the Master's degree and Doctor of Philosophy Degree is offered in some of the colleges and schools.

The University is accredited by the Southern Association of Colleges and Schools Commission on Colleges (SACSCOC); and the following programs are accredited by national agencies: Architecture, Business, Education, Engineering, Clinical Laboratory Sciences, Nursing, Occupational Therapy, Social Work, and Veterinary Medicine. Of special note is the fact that Tuskegee University is the only independent, historically black university with four engineering programs that are nationally accredited by the Accreditation Board of Engineering and Technology (ABET), the major accrediting body for the engineering sciences. Also, Tuskegee University's Chemistry program is one of only a few among Historically Black Colleges and Universities (HBCU's) that is approved by the American Chemical Society. Furthermore, the Dietetics Program is approved by the American Dietetic Association and the Food Science Program is approved by the Institute of Food Technologists.

Tuskegee University was the first black college to be designated as a Registered National Historic Landmark (April 2, 1966), and the only black college to be designated a National Historic Site (October 26, 1974), a district administered by the National Park Service of the U. S. Department of Interior.

Special features in Tuskegee University's program include: The General Daniel "Chappie" James Center for Aerospace Science and Health Education, honoring America's first black four star general who was a Tuskegee University graduate, and housing the nation's only Aerospace Science Engineering program at an HBCU; Media Center, School of Veterinary Medicine, with state of the art video up link and down link, intra school communications, audio/visual, graphics, photography and document production; The Kellogg Hotel and Conference Center, a state of the art hotel and meeting facility for educational, business and cultural events; The Tuskegee University National Center for Bioethics in Research and

Health Care, a distinctive research, teaching and outreach program that addresses issues of ethics and public policy in the treatment of people of color and rural Americans in health care.

Other special features which enhance the educational and cultural environment of the University include: The Booker T. Washington Monument, "Lifting the Veil," which honors the University's Founder; "The Oaks," home of Booker T. Washington; the George Washington Carver Museum, which is named for the distinguished scientist who worked at Tuskegee and preserves the tools and handiwork of Dr. Carver; the Legacy Museum and the Tuskegee Archives, a chief center for information on the challenges, culture and history of Black Americans since 1896; The Tuskegee Airmen's Plaza, commemorating the historic feats of America's first black pilots, who were trained at Tuskegee University; The Reserve Officers Training Corps (ROTC) Center, and the Center for Continuing Education – a nucleus for continuing adult education.

Over the past 135+ years since it was founded by Booker T. Washington in 1881, Tuskegee University has become one of our nation's most outstanding institutions of higher learning. While it focuses on helping to develop human resources primarily within the African American community, it is open to all.

Tuskegee's mission has always been service to people, not education for its own sake. Stressing the need to educate the whole person, that is, the hand and the heart as well as the mind, Dr. Washington's school was soon acclaimed first by Alabama and then by the nation for the soundness and vigor of its educational programs and principles. The solid strength has continued through the subsequent administration of Dr. Robert R. Moton (1915-1935), Dr. Frederick D. Patterson (1935-1953), Dr. Luther H. Foster (1953-1981) and Dr. Benjamin F. Payton (1981-2010). In August 2010, Dr. Charlotte P. Morris assumed the role of Interim President of the University. She is the first female to serve at the helm of Tuskegee University, and only the second Interim President for the institution. Dr. Gilbert L. Rochon served as the 6th president of Tuskegee University from November 1, 2010 to October 19, 2013. Dr. Matthew Jenkins served as Acting President from October 19, 2013 to June 14, 2014. Dr. Brian L. Johnson assumed the role of 7th President of Tuskegee University from June 15, 2014 until June 30, 2017. Dr. Charlotte P. Morris again served as Interim President of the institution beginning on July 1, 2017.

Tuskegee enrolls more than 3,000 students and employs approximately 800 faculty and support personnel. Physical facilities include more than 5,000 acres of forestry and a campus on which sits more than 100 major buildings and structures. Total land, forestry and facilities are valued in excess of \$500 million.

Vision Statement

Tuskegee University will become a leading Carnegie Classified Master's Large institution of first choice for students through data informed, outcomes oriented and knowledge based 21st century higher education management.

MISSION STATEMENT

Tuskegee University is a national, independent, and state related institution of higher learning that is

PRESIDENTS OF TUSKEGEE UNIVERSITY

1881 – 1915	Dr. Booker T. Washington
1915– 1935	Dr. Robert R. Morton
1935– 1953	Dr. Frederick D. Patterson
1953– 1981	Dr. Luther H. Foster, Jr.
1981 – 2010	Dr. Benjamin F. Payton
2010– 2010	Dr. Charlotte P. Morris (Interim)
2010– 2013	Dr. Gilbert L. Rochon
2013– 2014	Dr. Matthew Jenkins (Acting)
2014– 2017	Dr. Brian L. Johnson
2017 – 2018	Dr. Charlotte P. Morris (Interim)
July 2018– Present	Dr. Lily D. McNair

INSTITUTIONAL ACCREDITATIONS

TUSKEGEE UNIVERSITY

Southern Association of Colleges and Schools Commission on Colleges (SACSCOC)

SACSCOC Liaison: Dr. Kellei Samuels

Year of Initial Accreditation: 1933

Year of Most Recent Reaffirmation of Accreditation: z áÀ0

BOARD OF TRUSTEES

FALL 2018

OFFICERS

CHAIR: John E. Page, J.D.

FIRST VICE CHAIR: Norma B. Clayton

SECOND VICE CHAIR: Erick W. Harris, J.D.

SECRETARY: Kevin P. Green

BOARD MEMBERS

Chereece Warner Ajufo

Bernard E. Anderson, Ph.D.

Henry Wesley Davis, III

Kayla Y. Foy

Joseph G. Grasso, J.D.

Sheena Harris, Ph.D.

Sylvester Hester

E. Christopher Johnson, Jr., J.D.

Byron Jones

Eric Mackey

Irving McConnell, DVM

Karl Minter

Charlotte P. Morris (ex officio member)

Gregory S. Nixon, J.D.

Jonathan Porter

William D. Ritter

H. Jerome Russell, Jr.

Arthur J. Tipton, Ph.D.

Tamika L. Tremaglio, J.D.

Pebblin W. Warren

Carla C. Whitlock

Barron M. Witherspoon

TRUSTEES EMERITI

Felker W. Ward, J.D.

THE ADMINISTRATION

AY 2017 – 18

President Dr. Lily McNair

PRESIDENT'S CABINET

Provost and Vice President, Academic Affairs

TUITION AND FEES FOR FALL 2018

Tuition and Required Fees	\$22,170
Books and supplies	\$1,656
On campus room and board	\$9,650
On campus other expenses	\$5,907
Off campus room and board	\$9,858
Off campus other expenses	\$6,353
Off campus with family other expenses	\$4,950

ENROLLMENT FOR FALL 2018

TOTAL ENROLLMENT

3,053



ENROLLMENT OF STUDENTS BY ALABAMA COUNTIES

COUNTY	COUNT	COUNTY	COUNT
Autauga		Houston	6
Baldwin	2	Jackson	
Barbour	1	Jefferson	84
Bibb		Lamar	
Blount		Lauderdale	1
Bullock	1	Lawrence	1
Butler	2	Lee	54
Calhoun	4	Limestone	1
Chambers	6	Lowndes	1
Cherokee		Macon	86
Chilton		Madison	18
Choctaw	1	Marengo	
Clarke	7	Marion	
Clay		Marshall	
Cleburne		Mobile	35
Coffee		Monroe	1
Colbert		Montgomery	57
Conecuh		Morgan	2
Coosa	1	Perry	
Covington	1	Pickens	1
Crenshaw	1	Pike	
Cullman		Randolph	
Dale		Russell	5
Dallas	2	Saint Clair	1
De Kalb		Shelby	14
Elmore	5	Sumter	
Escambia	4	Talladega	7
Etowah	2	Tallapoosa	7
Fayette		Tuscaloosa	4
Franklin		Walker	
Geneva		Washington	1
Greene	1	Wilcox	
Hale	1	Winston	
Henry		Unknown	351
		TOTAL	780

MAJORS OF FIRST TIME FRESHMEN AND TRANSFER STUDENTS

FALL 2018

MAJOR

FIRST TIME FRESHMEN

MAJORS OF FIRST TIME FRESHMEN AND TRANSFER STUDENTS

HISTORIC ENROLLMENT

FALL 2014	FALL 2015	FALL 2016	FALL 2017	FALL 2018
-----------	-----------	-----------	-----------	-----------

HISTORIC PERCENTAGE OF STEM ENROLLMENT

	FALL 2017	FALL 2018
Total Undergraduate Enrollment	2,599	2,553
Total STEM Enrollment	1,226	1,180
Percent of STEM Enrollment	47%	46%

UNDERGRADUATE STEM MAJORS	ACADEMIC PROGRAM	CIP CODE
Aerospace Science Engineering	BS.AENG	14.0201
Animal, Poultry and Veterinary Science	BS.APVS	01.0901
Biology	BS.BIOL	26.0101

HISTORIC PERCENTAGE OF STUDENTS BY RACE

PERCENT OF STUDENTS BY RACE/ETHNICITY	FALL 2014		FALL 2015		FALL 2016		FALL 2017		FALL 2018	
	ALL	UG	ALL	UG	ALL	UG	ALL	UG	ALL	UG

ENROLLMENT OF ON CAMPUS STUDENTS

FALL 2018

RESIDENCE HALLS/APARTMENTS	CAPACITY	ASSIGNED	UNASSIGNED	OCCUPANCY RATE
APARTMENTS				
University Apartments				
Commons	431	231	200	54%
Marable	112	62	50	55%
SUBTOTAL	543	293	250	54%
FEMALE DORMITORIES				
	CAPACITY	ASSIGNED	UNASSIGNED	OCCUPANCY RATE
Adams Hall (OFFLINE)	201			
Davidson Hall (OFFLINE)				
Douglass Hall	88	90	0	102%
Emery I	30	24	6	80%
Emery III	30	30	0	100%
Harvey Hall	126	125	1	99%
Kellogg	156	156	0	100%
Russell Hall (OFFLINE)	148			
Sage Hall	103	80	23	78%
White Hall	100	98	2	98%
Younge Hall	201	182	19	91%
SUBTOTAL	1,183	785	51	80%
MALE DORMITORIES				
	CAPACITY	ASSIGNED	UNASSIGNED	OCCUPANCY RATE
Drew Hall (OFFLINE)				
Banneker Hall	152	146	6	96%
Bethune Hall	210	204	6	97%
Emery II	30	30	0	100%
Emery IV	30	24	6	80%
Rockefeller Hall	86	81	5	94%
Tantum Hall	38	36	2	95%
SUBTOTAL	546	521	25	95%
CO ED DORMITORIES				
James Hall	63	54	9	86%
Female Residents	34 ⁽¹⁾			
Male Residents	29 ⁽¹⁾			
SUBTOTAL	63	54	9	86%
GRAND TOTAL	2,335	1,653	360	71%

UNDERGRADUATE ENROLLMENT: 2553

PERCENT OF STUDENTS ENROLLED IN ON CAMPUS HOUSING: 65%

(1) Number is part of the whole number of residents for James Hall.

SOURCE: Office of Housing and Residential Life

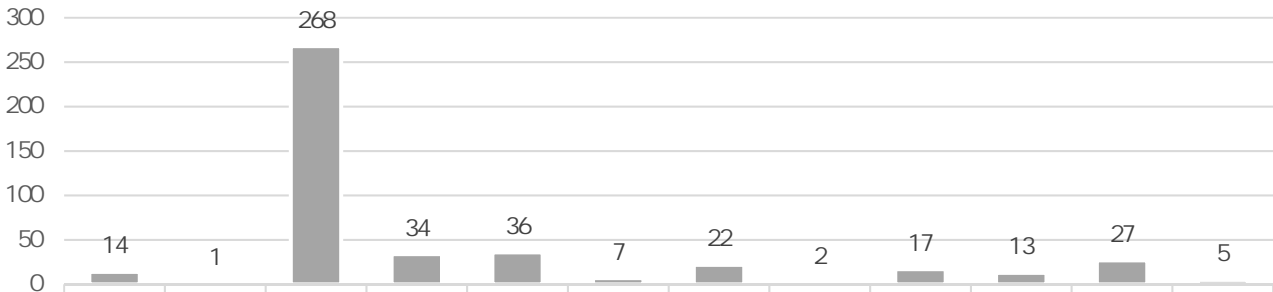
ANDREW F. BRIMMER
COLLEGE OF BUSINESS AND INFORMATION SCIENCE

FALL 2018

COLLEGE OF AGRICULTURE, ENVIRONMENTAL SCIENCE AND NUTRITION SCIENCE

FALL 2018

UNDERGRADUATE MAJORS	TOTAL
Agribusiness (B.S.)	14
Animal and Poultry Science (B.S.)	1
Animal Poultry and Veterinary Sciences (B.S.)	268
Environmental, Natural Resources and Plant Sciences (B.S.)	34
Food and Nutrition Science (B.S.)	36
TOTAL	353
GRADUATE MAJORS	TOTAL
Agricultural and Resource Economics (M.S.)	7
Animal and Poultry Science (M.S.)	22
Environmental Management (M.S.)	2
Environmental Science (M.S.)	17
Food and Nutrition Science (M.S.)	13
Integrative Biosciences ⁽¹⁾ (Ph.D.)	27
Plant and Soil Science (M.S.)	5
TOTAL	93
GRAND TOTAL	446



(1) Students represented in this number are a part of a multi departmental degree program and are only counted once in the overall enrollment count.

SOURCE: Office of the Registrar

SCHOOL OF EDUCATION

FALL 2018

UNDERGRADUATE MAJORS	<u>TOTAL</u>
Elementary Education (B.A.)	40
English Language Arts Education (B.A.)	2
General Science Education (B.A.)	1
Mathematics Education (B.A.)	2
Physical Education (B.A.)	11
TOTAL	<u>56</u>

SOURCE: Office of the Registrar

ACADEMIC MAJORS AND DEGREE LEVEL

MAJOR	CIP CODE	BACHELORS	MASTERS	DOCTORATE
Accounting	52.0301	BS		
Aerospace Science Engineering	14.0201	BS		
Agribusiness	01.0102	BS		
Agricultural and Resource	03.0204		MS	
Animal and Poultry Science	01.0901		MS	
Animal, Poultry and Vete				

ACADEMIC MAJORS AND DEGREE LEVEL

MAJOR	CIP CODE	BACHELORS	MASTERS	DOCTORATE
History	54.0101	BS		
Hospitality Management	52.0901	BS		
Information Systems & Security Management	11.1005		MS	

**GRADUATION STATISTICAL REPORT
 SPRING COMMENCEMENT, MAY 12, 2018**

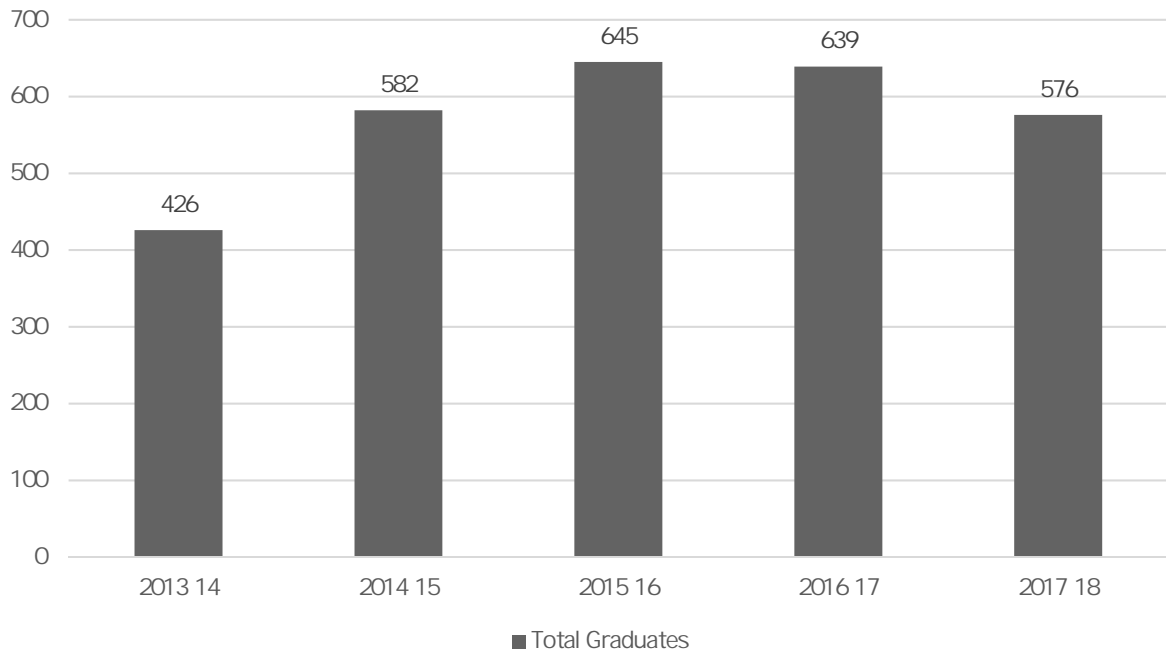
COLLEGE/SCHOOL	DEGREE CATEGORIES	NUMBER AWARDED	MALES	FEMALES
CAENS & CVM	DOCTOR OF PHILOSOPHY			
	Integrative Biosciences	0	0	0
	Interdisciplinary Pathobiology	1	1	0
	Materials Science and Engineering	0	0	0
	TOTAL PHD	1	1	
CVM	DOCTOR OF VETERINARY MEDICINE			
	Veterinary Medicine	66	17	49
	TOTAL DVM	66	17	49
CAENS	MASTER OF SCIENCE			
	Agricultural Resources Economics	1	0	1
	Animal and Poultry Science	2	0	2
	Environmental Science	1	1	0
	Food and Nutritional Science	5	2	3
	Plant and Soil Sciences	1	1	0
CAS	Biology	1	0	1
	Chemistry	3	1	2
CBIS	Information Systems and Security Management	8	6	2
CVM	Veterinary Science	1	0	1
	Public Health	2	0	2
COE	Materials Science Engineering	1	0	1
	Chemical Engineering	0	0	0
	Electrical Engineering	5	5	0
	Mechanical Engineering	2	2	0
SONAH	Occupational Therapy	13	3	10
	TOTAL MASTERS	46	21	25

GRADUATION STATISTICAL REPORT
SUMMER COMMENCEMENT, JULY 27, 2018

COLLEGE/SCHOOL	DEGREE CATEGORIES	NUMBER AWARDED	MALES	FEMALES
CAENS & CVM	DOCTOR OF PHILOSOPHY			
	Integrative Biosciences	0	0	0
	Interdisciplinary Pathobiology	0	0	0
	Materials Science and Engineering	1	0	1
	TOTAL PHD	1	0	1
CVM	DOCTOR OF VETERINARY MEDICINE			
	Veterinary Medicine	0	0	0
	TOTAL DVM	0	0	0
CAENS	MASTER OF SCIENCE			
	Agricultural Resources Economics	1	1	0
	Animal and Poultry Science	9	3	6
	Environmental Science	7	2	5
	Food and Nutritional Science	7	2	5
	Plant and Soil Sciences	0	0	0
CAS	Biology	2	1	1

HISTORIC SUMMARY OF COMPLETION DATA

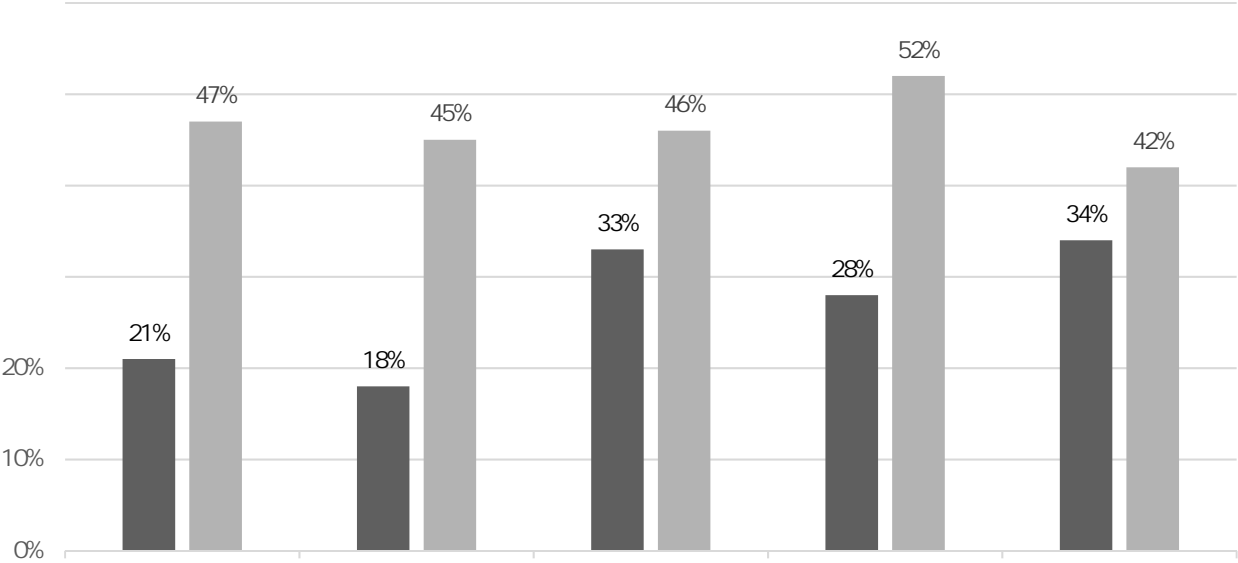
Award Level	2013- 14	2014- 15	2015- 16	2016- 17	2017- 18
Bachelor's degree or equivalent	327	432	454	453	423
Master's degree	50	86	115	106	86
Doctor's degree - Research/Scholarship	9	0	12	7	2
Doctor's degree - Professional Practice	40	64	64	73	65
TOTAL	426	582	645	639	576



SOURCE: IPEDS

HISTORIC GRADUATION RATES

GRADUATION RATES	2014	2015	2016	2017	2018
4 YEAR	21%	18%	33%	28%	34%
6 YEAR	47%	45%	46%	52%	42%



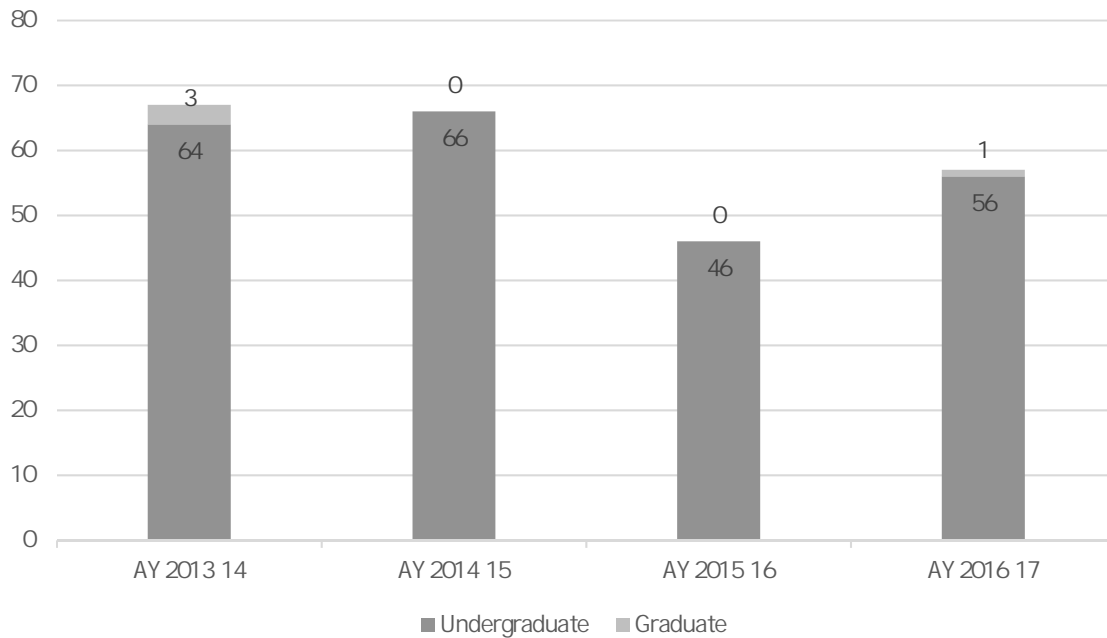
SOURCE: IPEDS

MILITARY SERVICE MEMBERS AND VETERAN'S BENEFITS

	Number of students receiving benefits/assistance	Total dollar amount of benefits/assistance awarded through the institution
Post 9/11 GI Bill Benefits		
Undergraduate students	56	\$914,973
Graduate students	1	\$755
TOTAL	57	\$915,728
Department of Defense Tuition Assistance Program		
Undergraduate students	0	\$0
Graduate students	0	\$0
TOTAL	0	\$0

SOURCE: IPEDS

HISTORIC NUMBER OF POST 9/11 GI BILL BENEFITS RECIPIENTS



FULL TIME INSTRUCTIONAL FACULTY BY COLLEGE AND SCHOOL

FALL 2018

FULL TIME INSTRUCTIONAL FACULTY BY COLLEGE AND SCHOOL

FALL 2018

School of Architecture and Construction Science	P	ASSO	ASST	INST	LECT	O	TOTAL
Architecture	3 ⁽¹⁾	1	3	0	0	0	7
Construction Science	0	0	3	0	0	0	3
TOTAL	3	1	6	0	0	0	10

UNIVERSITY LIBRARIES

Tuskegee University Libraries consist of the main library and departmental libraries in the College of Veterinary Medicine, Nursing and Allied Health and the College of Engineering, Architecture and Physical Sciences. The main library, built in 1932, is a fireproof, three story structure named in honor of the late Hollis Burke Frissell, second principal of Hampton Institute. In 2001, the building was renovated to reflect technological advances and the name was changed to the Ford Motor Company Library/Learning Resource Center.

Tuskegee University Libraries serve as the nucleus of information retrieval for faculty, staff, and students. The mission is to acquire, organize, and provide access to materials and technologies needed for educational programs of the University in teaching, research, and service. The collection in all libraries is comprised of approximately 310,000 volumes, including bound journals; current serial subscriptions total more than 1,500.

The Washington/Rare Book Rooms house a collection of primary and secondary resources of black materials. These include a sizable collection of abolitionist literature, publications by and about the Presidents of Tuskegee University and George Washington Carver. An extensive collection of pamphlets dealing with racial issues can also be found in the collection. The library has been a federal depository since 1907 and has a collection of more than 40,000 select government documents.

SUMMARY OF COLLECTIONS AND CIRCULATIONS

LIBRARY COLLECTIONS/CIRCULATION	PHYSICAL COLLECTION	DIGITAL/ELECTRONIC COLLECTION
Books	372,231	2,692
Databases		230
Media	1,481	842
Serials	1,482	0
Total Collection	375,494	3,764
Total Circulation	213	82

RESEARCH AND ENDOWMENT

RESEARCH

ACADEMIC AREAS/CENTERS	Federal	Federal Pass thru	Non Federal	State	Amount
CAENS	\$9,483,913.00	\$49,200.00	\$5,000.00	\$4,767,513.60	\$14,305,626.60
CAS	\$4,377,721.00	\$395,539.00	\$48,000.00	\$91,446.00	\$4,912,706.00
CBIS	\$149,996.00	\$31,875.00	\$0.00	\$194,192.00	\$376,063.00
COE					

HONOR SOCIETIES AND UNIVERSITY CLUBS

National Pan Hellenic Council

Alpha Phi Alpha Fraternity, Inc.
Alpha Kappa Alpha Sorority, Inc.
Kappa Alpha Psi Fraternity, Inc.
Omega Psi Phi Fraternity, Inc.
Delta Sigma Theta Sorority, Inc.
Phi Beta Sigma Fraternity, Inc.
Zeta Phi Beta Fraternity, Inc.
Sigma Gamma Rho Sorority, Inc.

SUMMER PROGRAM OFFERINGS

College of Business and Information Science

STEM Summer Academy

College of Agriculture, Environmental and Nutrition Sciences

AgriTREK/SciTREK/AgDiscovery

Geospatial Research and Education (GREP) Summer Program

Forestry and Natural Resources (FNR) TREK

Verizon Innovative Learning (VIL) Program for Minority Males Directed by Tuskegee University

Summer Health and Fitness Academy (SHAFA)

Summer Transportation Institute (STI)

Summer Youth College (SYC)

College of Arts and Sciences

Genomics and Biotechnology Workshop

College of Engineering

Mentoring Into Engineering (MITE) Summer Program

FASTREC Summer program

NSTI Summer program

I TEST Summer Program

Camp Drone Zone Summer Program

Fly High Your Math & Science Skills Summer Program

College of Veterinary Medicine

Summer Enrichment and Reinforcement (SERP) Summer Program

Veterinary Science Training Education and Preparation (VET STEP) Summer Institute

School of Architecture and Construction Science

Preview Architecture & Construction at Tuskegee (PACT)

School of Education

This college does not offer any summer programs at this time.

School of Nursing and Allied Health

This college does not offer any summer programs at this time.

GLOSSARY OF TERMS

Academic year: The period of time generally extending from August to May; usually equaled to two semesters (Fall and Spring).

Accreditation: The designation that an institution earns indicating that it functions appropriately with respect to its resources, programs, and services. The accrediting association, often comprised of peers, is recognized as the external monitor.

Accrediting Agencies: Private educational associations of regional or national scope, that develop evaluation criteria and conduct peer evaluations to assess what

Census Date: The tenth day of the first full month of an academic semester. This date usually corresponds with the National Student Clearinghouse Report, ran by the Office of the Registrar.

CIP Code: The Classification of Instructional Programs (CIP) provides a taxonomic scheme that supports the accurate tracking and reporting of fields of study and program completions activity.

Class Standing: Determined by the number of student credit hours a student has accumulated (Freshmen 0-29, Sophomore 30-59, Junior 60-89, Senior 90 and over).

Cohort: A specific group of students established for tracking purposes. Frequently, it is a fall term's first time, full time, freshmen class.

Commission on Colleges (COC): The regional body for the accreditation of degree granting higher education institutions in the Southern states that award associate, baccalaureate, master and doctoral degrees. The COC accredits universities in Alabama, Florida, Georgia, Kentucky, Louisiana, Mississippi, North Carolina, South Carolina, Tennessee, Texas, Virginia, and Latin America. (SACSCOC)

Course Level: Noncredit Courses (1 - 99); Lower Level Courses (100- 200); Upper Level Courses (300-400); Graduate Level Courses (600- 700); Professional Courses (800).

Degree: An award conferred by a college, university, or other postsecondary educational institution as official recognition for the successful completion of a program of studies.

Degree seeking Students: Students enrolled in courses for credit and recognized by the institution as seeking a degree, certificate, or other formal award. High school students enrolled in postsecondary courses for credit are not considered degree seeking.

Doctoral Degree: The highest award a student can earn for graduate study.

Fact Book: The annual compilation of high level University data serving as a resource to internal and external stakeholders.

Faculty: Includes both full time and part time faculty and department heads employed by the institution.

First time, Full time, Freshman Student: A full time student attending any institution for the first time at the undergraduate level. Includes students enrolled in the fall term who attended college for the first time in the prior summer term.

First time Freshman Student: A student attending any institution for the first time at the undergraduate level. (full or part time). Includes students enrolled in the fall term who attended college for the first time in the prior summer term.

First time Graduate, Degree Seeking: A graduate degree seeking student who is enrolled in their first semester of graduate study.

First time Professional Student: A professional student in their first term of study.

Integrated Postsecondary Education Data System (IPEDS): A system of interrelated surveys conducted annually by the U.S. Department's National Center for Education Statistics (NCES). IPEDS gathers information from every college, university, and technical and vocational institution that participates in the federal student financial aid programs. The Higher Education Act of 1965, as amended, requires that institutions that participate in federal student aid programs report data on enrollments, program completions, graduation rates, faculty and staff, finances, institutional prices, and student financial aid. These data are made available to students and parents through the College Navigator college search Web site and to researchers and others through the IPEDS Data Center.

Intern: A person who has earned a Doctorate in Veterinary Medicine that have primary case responsibility on most services, but will work under the direct supervision of board certified faculty. Internship programs are designed to prepare interns for residency training in a clinical specialty, admission to a graduate program, or entrance into a high quality private practice".

Junior: A student who has accumulated 60 - 89 credit hours.

Lecturer: Non tenure track faculty on term contracts.

Master's Degree: An award that requires the successful completion of a program of study of at least the full time equivalent of one but not more than two academic years of work beyond the bachelor's degree.

Mission statement: Explains why a program, department, or institution exists and identifies its purpose. It articulates the organization's essential nature, its values, and its work and should be aligned with institutional mission.

Native Hawaiian or Other Pacific Islander: A person having origins in any of the original peoples of Hawaii, Guam, Samoa, or other Pacific Islands.

Non degree seeking Student: A student who is enrolled in a course but does not have a degree program. A student who is enrolled in a course but does not have a degree program.

e s g A
d

sc A

Tuition and Required Fees: Tuition is the amount of money charged to students for instructional services. Tuition may be charged per term, per course, or per credit. Required fees are those fixed sums charged to students for items not covered by tuition.

Two or More Races: A person having origins in two or more race categories and not Hispanic/Latino.

Unclassified Student: A student taking courses creditable toward a degree or other formal award who cannot be classified by academic level. For example, this could include a transfer student whose earned credits have not yet been determined.

Undergraduate Student: A student enrolled in a four- or five-year bachelor's degree program, an associate's degree program, or a vocational or technical program below the baccalaureate.

Unknown Race/Ethnicity: The category used to report students or employees whose race and ethnicity are not known.

Vision Statement: Articulates the organization's values and intended contribution to society and shares how the organization should look in the future by presenting the ideal, or an ambitious, long-term goal.

Visiting Faculty: A faculty member from another institution that is temporarily employed by the institution. Appointments are non-tenure track.

Visiting Student: A student from another institution that temporarily takes UNL classes.

COMMITTEE MEMBERS

Dr. Preston Robinson III

Dr. Kellei Samuels

Dr. Elaine Bromfield

JaNia Smith, Student Member

Simone Lewis, Student Member

ABOUT THE COVER:

George Washington Carver was an agricultural scientist and inve

Tuskegee University is committed to maintaining and strengthening a fair and respectful environment for living, working, and studying. In compliance with federal and state law and University policy, the University do

